

TRAVELLING TO THE **DOWNING SITE AND NEW MUSEUMS SITE**

**Catch the bus!**

This map shows some of the bus services you could use to get to **Downing site and New Museums site**

**Park + Ride!**



Drive to one of the five Park & Ride sites located on the outskirts of the city that provide ample parking and a fast and frequent bus ride to the city centre. Plan your bus journey around Cambridge by visiting:

[www.cambridgeshire.gov.uk/info/20017/buses](http://www.cambridgeshire.gov.uk/info/20017/buses)

**Train + Bus**



From the train station you can walk to the bus stop on **Brooklands Avenue** and take the **Uni4**. This service takes 25–45 minutes. This bus service is subsidised for University members, just show your card.

**Go electric!**



**Do you have an electric vehicle?**

The University allows electric vehicles to charge for free at dedicated charging points across the University. Find out more by emailing:

[facman@admin.cam.ac.uk](mailto:facman@admin.cam.ac.uk)

**Get on your bike!**



Get cycling to save money, keep fit and enjoy your commute. The map on the right shows typical cycling times to get to the **Downing site and New Museums site**, based on a moderate cycling speed of 10 miles per hour, as the crow flies. Plan your route based on whether you want the quietest route or the fastest route using Cycle Streets: [www.cyclestreets.net](http://www.cyclestreets.net)

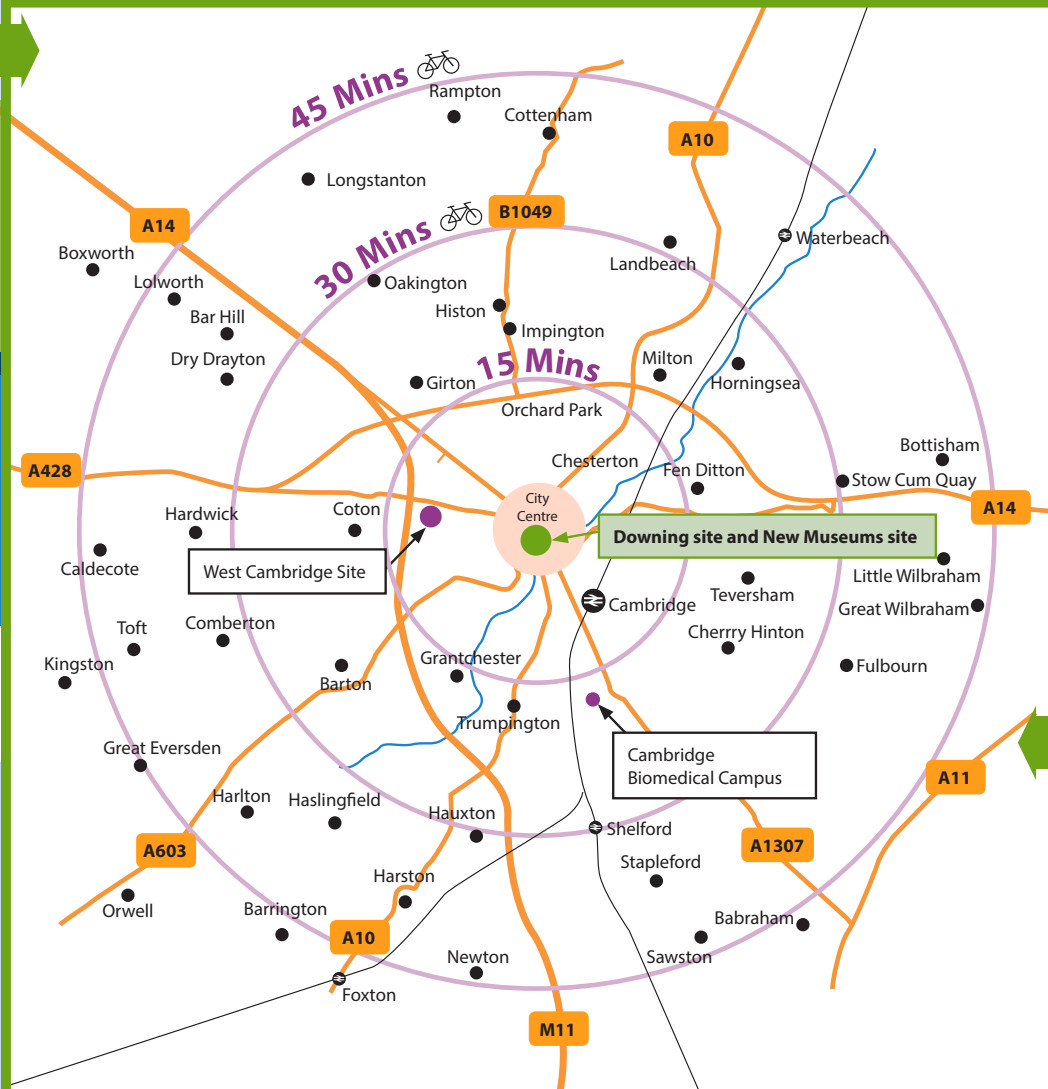
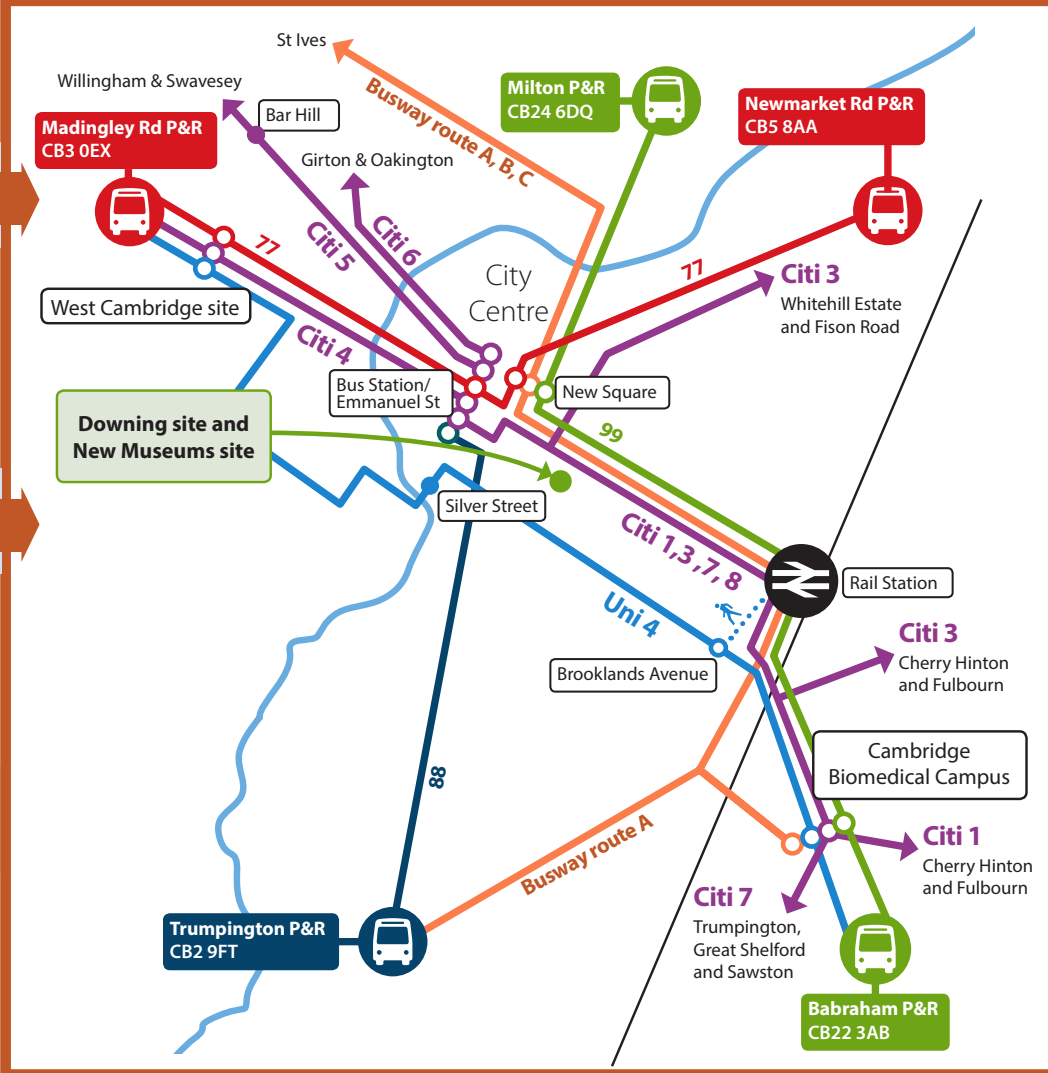
For more information visit [www.environment.admin.cam.ac.uk](http://www.environment.admin.cam.ac.uk)

To access the University of Cambridge map, visit [map.cam.ac.uk](http://map.cam.ac.uk) or download the Visit Cambridge App.



This leaflet is printed on 100% recycled paper by a supplier that is

- **Certified as Carbon Neutral**
- **Uses 100% renewable energy**
- **Has Absolute Zero-Waste to Landfill**



**Your guide to travelling to and from the University and between University sites**

**Downing site and New Museums site**



**Car share!**



Why not share your car journey to reduce the costs of driving to work? The University has a dedicated website helping you to find other University staff to share your commute with.

**How do you start car sharing?**

- 1 Register online at [www.camuni.liftshare.com](http://www.camuni.liftshare.com)
- 2 Register your journey to work
- 3 Look for University staff who make the same route
- 4 Get in touch with them to organise a match!
- 5 If there isn't a match already you will be notified when somebody making your same journey registers.

How much would you save from car sharing? Try the fuel saving calculator: [www.liftshare.com/content/savings\\_calculator.asp](http://www.liftshare.com/content/savings_calculator.asp)



**Car Parking**



A permit is required to park in one of the University car parks and spaces are limited to staff who meet the set of criteria. Find out more online at:

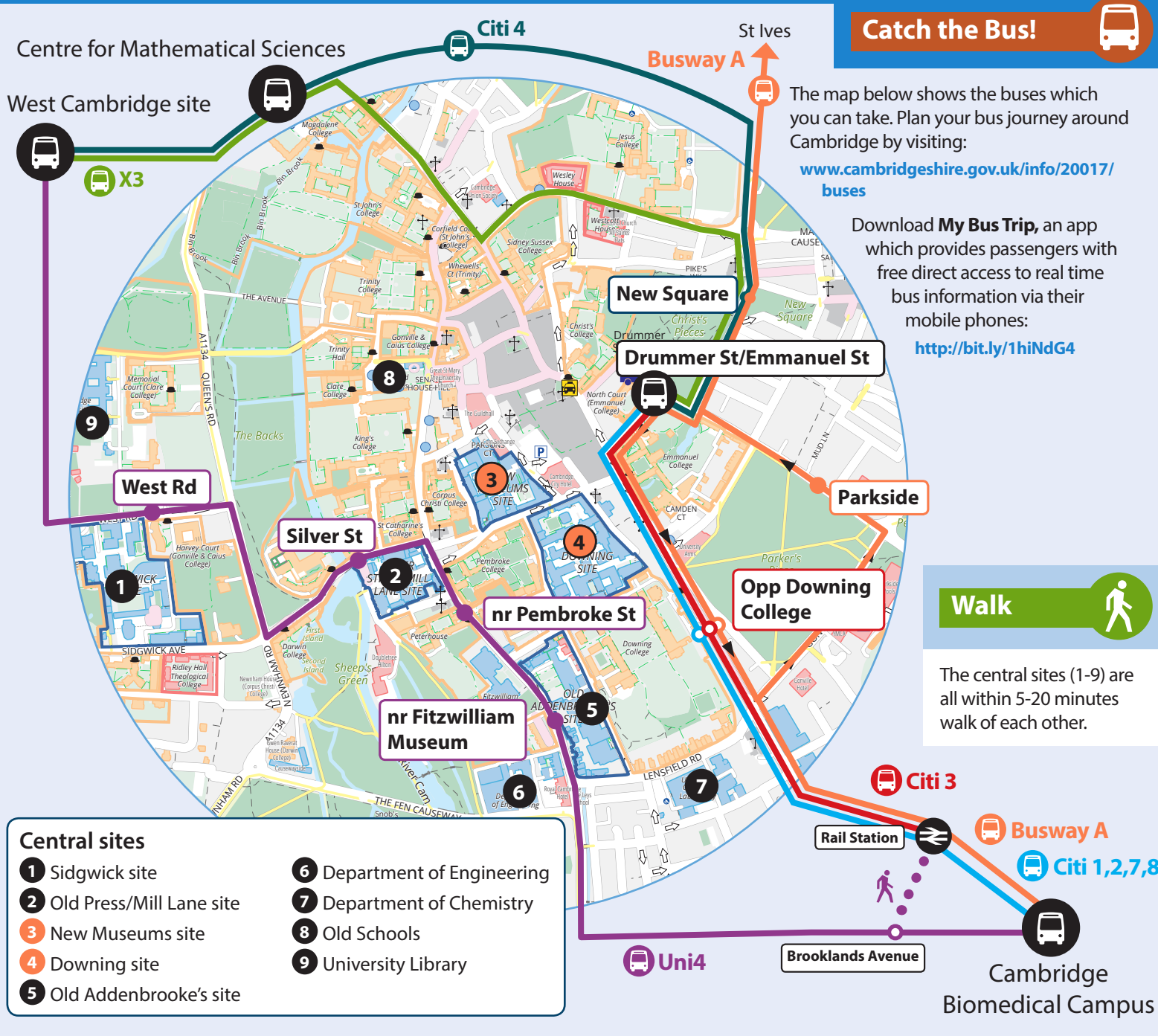
[www.admin.cam.ac.uk/offices/em/facilities/carparking.html](http://www.admin.cam.ac.uk/offices/em/facilities/carparking.html)

**Park + Cycle!**



You can to drive to West Cambridge, park in the staff car park, pick up your bike from a secure cycle locker and continue your journey by bike. To request a parking permit, email:

[facman@admin.cam.ac.uk](mailto:facman@admin.cam.ac.uk)



### Catch the Bus!

The map below shows the buses which you can take. Plan your bus journey around Cambridge by visiting:  
[www.cambridgeshire.gov.uk/info/20017/buses](http://www.cambridgeshire.gov.uk/info/20017/buses)

Download **My Bus Trip**, an app which provides passengers with free direct access to real time bus information via their mobile phones:  
<http://bit.ly/1hiNdG4>

### Hire a zipcar!

The University has a corporate membership to Zipcar, allowing you to easily hire a Zipcar for travel at work. Register online for free to join your work account and then book cars from £5 per hour.

- Want to use Zipcar for your personal use? Staff can join Zipcar for personal use for half price.
- Joining Zipcar gives you access to the car or van you need when you need it, perfectly maintained but with none of the hassle or expense or ownership.

[www.zipcar.co.uk/cambridgeuni](http://www.zipcar.co.uk/cambridgeuni)  
zipcar for business

### It is estimated that:



### Travel Plan initiatives

#### Travel to Work loan

The University's Travel to Work loan scheme can be used to purchase a bicycle and associated safety equipment or a bus ticket with an interest-free loan of up to £2,500.  
<http://bit.ly/1HLN061>

#### Travel for Cambridgeshire

Through **Travel for Cambridgeshire** staff are eligible for **10% discount** on season tickets for travel on the **Great Northern** and **Abellio Greater Anglia** routes (valid on season tickets purchased with a validity of one month or above). There are also discounts to help members walk and cycle to work including discounts off bicycles, accessories, clothing and cycle training. Find out more online at:  
[www.tfw.org.uk/Discounts.php](http://www.tfw.org.uk/Discounts.php)

#### Cycle to Work scheme

The national Cycle to Work scheme allows staff to purchase bicycles and associated safety equipment on a tax-free basis through a salary sacrifice scheme.  
<http://bit.ly/1HLMTrN>

#### Tax relief

Employees can claim tax relief on 20p per mile for all business journeys made using their own bicycle, through their tax return.

### Get on your bike!

